

CENTRIFUGAL PUMP With MOTOR

 Ministry of Land, Infrastructure and Transport
Accredited workplace

Article about authorization
Cooling pump of the internal combustion engine. Lubricating oil pump of the internal combustion engine. Fuel oil transfer pump. Bilge pump. Fire pump.

TYPE : FSL (Low)

TYPE : FKH (Middle)

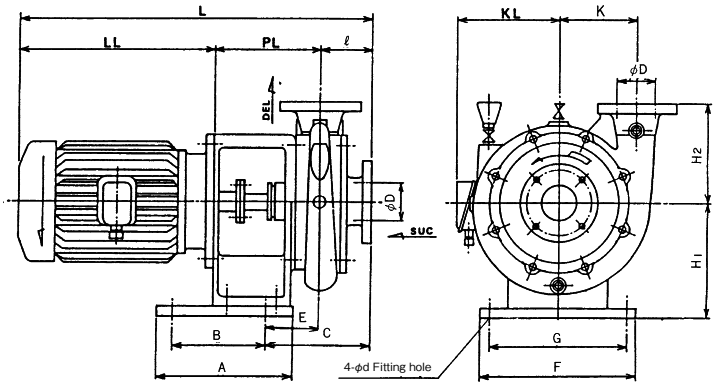

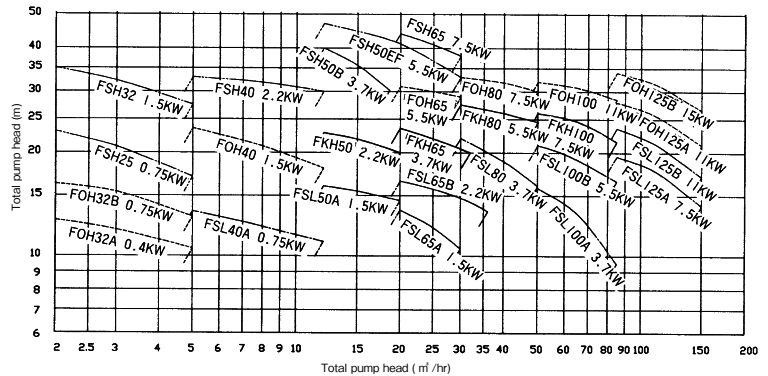
TYPE : FOH / FSH (High)

60Hz

The setting of the discharge direction is possible by changing the installation direction of the casing.

Main purpose

- Cooling water pump
- Sanitary pump
- Pump for water used for various chores



Model	Diameter Φd(mm)	Motor		Dimension (mm)														Weight (kg)	
		kW	Pole number	A	B	C	E	F	G	H1	H2	K	KL	L	LL	PL	I		d
FSL40A	40	0.75	4	220	135	170	90	240	180	160	135	115	175	515	270	165	80	14	58
FSL50A	50	1.5	4	220	135	180	90	240	180	160	155	125	190	577	322	165	90	14	70
FSL65A	65	1.5	4	220	135	190	90	240	180	160	165	130	190	587	322	165	100	14	75
FSL65B		2.2	4	220	135	190	90	240	210	180	165	130	200	592	322	170	100	14	86
FSL80	80	3.7	4	265	175	225	110	300	240	200	180	140	210	686	371	200	115	18	104
FSL100A	100	3.7	4	265	175	230	110	300	240	200	190	160	210	691	371	200	120	18	112
FSL100B		5.5	4	320	220	240	120	330	270	230	190	160	244	715	370	225	120	18	141
FSL125A	125	7.5	4	320	220	260	130	330	270	230	220	165	244	775	410	235	130	18	165
FSL125B		11.0	4	340	260	240	110	380	340	260	220	165	320	900	500	270	130	20	240
FKH50	50	2.2	4	220	135	180	90	240	210	180	165	135	200	582	322	170	90	14	81
FKH65	65	3.7	4	265	175	210	110	300	240	200	170	140	210	671	371	200	100	18	102
FKH80	80	5.5	4	320	220	230	120	330	270	230	185	150	244	705	370	225	110	18	144
FKH100	100	7.5	4	320	220	250	130	330	270	230	195	160	244	765	410	235	120	18	158
FOH32A	32	0.4	4	220	135	160	75	240	180	160	130	120	165	468	248	135	85	14	49
FOH32B		0.75	4	220	135	175	90	240	180	160	130	120	175	520	270	165	85	14	59
FOH40	40	1.5	4	220	135	170	90	240	180	160	145	130	190	567	322	165	80	14	70
FOH65B	65	5.5	4	320	220	220	120	330	270	230	180	150	244	695	370	225	100	18	140
FOH80	80	7.5	4	320	220	260	130	330	270	230	200	170	244	775	410	235	130	18	160
FOH100	100	11.0	4	340	260	255	110	380	340	260	210	175	320	915	500	270	145	20	245
FOH125A	125	11.0	4	340	260	250	110	380	340	260	225	195	320	910	500	270	140	20	250
FOH125B		15.0	4	340	260	250	110	380	340	260	225	195	320	950	540	270	140	20	280
FSH25	25	0.75	2	220	135	167	97	240	180	160	115	94	175	512	270	172	70	14	52
FSH32	32	1.5	2	220	135	175	95	240	180	160	130	100	190	572	322	170	80	14	66
FSH40	40	2.2	2	220	135	170	90	240	180	160	135	115	190	567	322	165	80	14	74
FSH50B	50	3.7	2	220	135	180	90	240	210	180	155	125	210	631	371	170	90	14	110
FSH50EF		5.5	2	320	220	190	100	330	270	230	155	125	244	670	370	210	90	18	130

*1 Flange dimensions depend on JIS B 2210-5K *2 Dimensions and the weight show a case of TAIYO electric equipment motor TIF form