

EXPLOSION PROOF CABLE GLAND

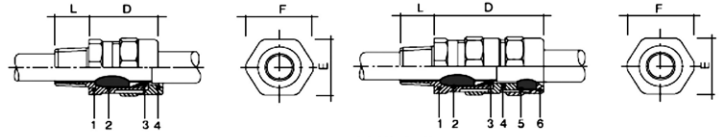
PA / PAP NPT Range (Brass)



Single compression for non-armoured cable (PA)

Model	Φ Min-Max External (in mm)	Dimension (mm)				Weight (kg)	Code No.
		D	E	F	L		
PA1-8 1/2"	5.5 - 8						A209947
PA1-10 1/2"	8 - 10.5						A209946
PA1-13 1/2"	10.5 - 13						A209945
PA2-10 3/4"	8 - 10.5	41	32	35	18	0.15	A2099004401
PA2-13 3/4"	10.5 - 13						A20990049
PA2-15 3/4"	13 - 15.5						A2099004402
PA2-18 3/4"	15.5 - 18	41	36	39	18	0.2	A2099004403
PA3-18 1"	15 - 18						A2099004301
PA3-21 1"	18 - 21	52	45	49	22	0.38	A2099004302
PA3-24 1"	21 - 24						A2099004303
PA4-24 1 1/4"	21 - 24						A209943
PA4-27 1 1/4"	24 - 27	53	50	55	22	0.42	A2099004304
PA4-30 1 1/4"	27 - 30						A2099004305
PA5-33 1 1/2"	30 - 33						A2099004306
PA5-36 1 1/2"	33 - 36	53	57	62	22	0.52	A2099004307
PA6-39 2"	36 - 39						A2099004308
PA6-42 2"	39 - 42	53	67	73	22	0.75	A2099004309
PA6-45 2"	42 - 45						A2099004310
PA7-48 2 1/2"	45 - 48						A2099004311
PA7-51 2 1/2"	48 - 51	53	80	88	27	1.2	A2099004312

ZONE 1 EExd IIC / EexE II IP66 -25°~+130° *Option : nickel chromed brass and stainless steel



- TYPE PA**
 1 Body
 2 Inner gasket
 3 Clamping cone
 4 Gland nut
- TYPE PAP**
 1 Gland body
 2 Inner gasket
 3 Clamping & earthing cone
 4 Clamping nut
 5 Outer gasket
 6 Gland nut

Double compression for armoured cable (PAP)

Model	Φ Min-Max		Dimension (mm)				Weight (kg)	Code No.
	External (in mm)		D	E	F	L		
PAP1-8 1/2"	5.5 - 8	10 - 15						A2099114
PAP1-10 1/2"	8 - 10.5	10 - 15						A209945
PAP1-13 1/2"	10.5 - 13	14 - 19						A2099115
PAP2-10 3/4"	8 - 10.5	10 - 15	65	32	35	18	0.22	A2099106
PAP2-13 3/4"	10.5 - 13	15 - 20						A2099107
PAP2-15 3/4"	13 - 15.5	15 - 20						A2099109
PAP2-18 3/4"	15.5 - 18	19 - 24	65	36	39	18	0.29	A20991091
PAP3-18 1"	15 - 18	20 - 26						A2099116
PAP3-21 1"	18 - 21	20 - 26	82	45	49	22	0.5	A2099117
PAP3-24 1"	21 - 24	25 - 31						A2099118
PAP4-24 1 1/4"	21 - 24	26 - 32						A2099119
PAP4-27 1 1/4"	24 - 27	26 - 32	83	50	55	22	0.42	A2099148
PAP4-30 1 1/4"	27 - 30	31 - 37						A2099149
PAP5-33 1 1/2"	30 - 33	36 - 43						A2099151
PAP5-36 1 1/2"	33 - 36	36 - 43	83	57	62	22	0.7	A2099152
PAP6-39 2"	36 - 39	42 - 48						A2099112
PAP6-42 2"	39 - 42	42 - 48	83	67	73	22	0.85	A2099153
PAP6-45 2"	42 - 45	47 - 53						A2099154
PAP7-48 2 1/2"	45 - 48	52 - 58						A2099155
PAP7-51 2 1/2"	48 - 51	52 - 58	83	80	88	27	1.45	A2099156

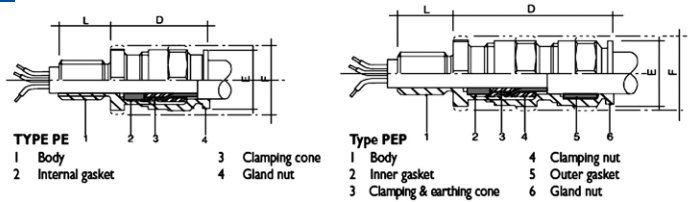
PE / PEP ISO(M)Range(Nickel chromed brass)



Single compression for non-armoured cable (PA)

Model	Φ Min-Max External (in mm)	Dimension (mm)				Weight (kg)	Code No.
		D	E	F	L		
PE M20 T4	4 - 8.5	15	24	20	15	0.06	A2099004427
PE M20 T5	6 - 12	19	24	22	15	0.04	A2099004428
PE M20 T6	8.5 - 15	24	24	25	15	0.05	A2099004429
PE M25 T6	8.5 - 16	24	30	25	15	0.06	A2099004430
PE M25 T7	12 - 20.5	30	30	27	15	0.07	A2099004431
PE M32 T7	12 - 21	30	36	27	15	0.1	A2099004433
PE M32 T8	16 - 27.5	41	41	34	15	0.15	A2099004434
PE M40 T9	21 - 33	48	48	36	15	0.21	A2099004435
PE M50 T10	27 - 41	55	55	39	16	0.29	A2099004436
PE M63 T11	33 - 48	64	67	41	17	0.4	A2099004437
PE M75 T12	40 - 56	72	80	43	18	0.57	A2099004438

ZONE 1 + ZONE2
 EEx "e"II / EExd IIB IP68 -40°~+100°

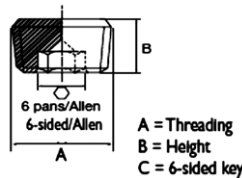


- TYPE PE**
 1 Body
 2 Internal gasket
 3 Clamping cone
 4 Gland nut
- Type PEP**
 1 Body
 2 Inner gasket
 3 Clamping & earthing cone
 4 Clamping nut
 5 Outer gasket
 6 Gland nut

Double compression for armoured cable (PAP)

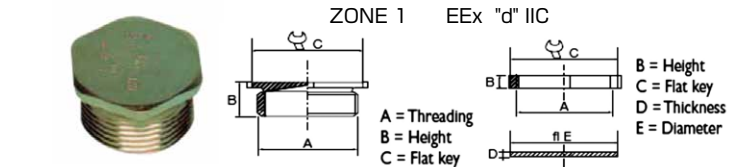
Model	Φ Min-Max		Dimension (mm)				Weight (kg)	Code No.
	External (in mm)		D	E	F	L		
PEP M20 T5	4 - 8.5	6 - 12	19	24	36	15	0.08	A209900100
PEP M20 T6	6 - 12	8.5 - 16	24	24	42	15	0.09	A209900101
PEP M20 T7	8.5 - 15.5	12 - 21	30	30	46	15	0.12	A20990090
PEP M25 T7	8.5 - 16	12 - 21	30	30	46	15	0.17	A209900102
PEP M25 T8	12 - 21	16 - 27.5	41	41	56	15	0.27	A209900103
PEP M32 T8	12 - 21	16 - 27.5	41	41	56	15	0.31	A209900104
PEP M32 T9	16 - 27.5	21 - 33	48	48	63	15	0.4	A209900105
PEP M40 T10	21 - 33	27 - 41	55	55	68	15	0.54	A209900106
PEP M50 T11	27 - 41	33 - 48	64	64	74	16	0.74	A209900107
PEP M63 T12	33 - 48	40 - 56	72	72	77	17	1	A209900108
PEP M75 T13	40 - 55	47 - 65	85	85	85	18	1.6	A209900109

BA / BE Range Blanking plug



BA:NPT Blanking plug

Model	Dimension (mm)			Code No.
	A	B	C	
BA 1S	1/2"	15	10	A20991300
BA 2S	3/4"	15	10	A20991301
BA 3S	1"	18	10	A20991302
BA 4S	1 1/4"	18	10	A20991303
BA 5S	1 1/2"	18	10	A20991304
BA 6S	2"	18	10	A20991305
BA 7S	2 1/2"	18	10	A20991306



BE:M Blanking plug & Nut

Model	Dimension (mm)								Code No.
	Blanking plug			Nut & Packing					
	A	B	C	A	B	C	D	E	
BE M12S	12	17.8	14	12	2.8	14	1.2	18	A20991283
BE M16S	16	18	18	16	2.8	18	1.2	22	A20991284
BE M20S	20	18	23	20	3	23	1.2	24	A20991285
BE M25S	25	18.5	28	25	3	28	1.5	30	A20991286
BE M32S	32	19	36	32	3.5	36	1.5	42	A20991287
BE M40S	40	19	44	40	4	44	1.5	52	A20991288
BE M50S	50	21	54	50	5	54	1.5	63	A20991289
BE M63S	63	22.5	67	63	6	70	1.5	77	A20991290
BE M75S	75	24	80	75	8	85	2	90	A20991291